



Massey University

# "The epidemiology of Johne's disease in New Zealand farmed deer"

Branch Chairmens Meeting  
Hamilton, 22<sup>nd</sup> May 2007

PhD candidate: **Dr Jaimie Glossop BSc BVSc MVSc**

Supervisors: Prof Peter Wilson  
Assoc Prof Cord Heuer  
Prof Dave West  
Dr Colin Mackintosh



Te Kōwhiri  
ki Pūrehurua

## PhD funding

- New Zealand Foundation of Research Science and Technology (FRST)
- Johne's Research Group
  - Sustainable Farming Fund
  - **New Zealand Deer Farmers Association regional branches**
- Massey University



Te Kōwhiri  
ki Pūrehurua



## Johne's Disease in deer: what did we know in 2004?

### *Mycobacterium avium* subspecies *paratuberculosis*

- Persistent, unresponsive scouring
- Wasting
- Rough/persistent winter coat
- Two strains: cattle and sheep

#### 1. Clinical signs/mortality:

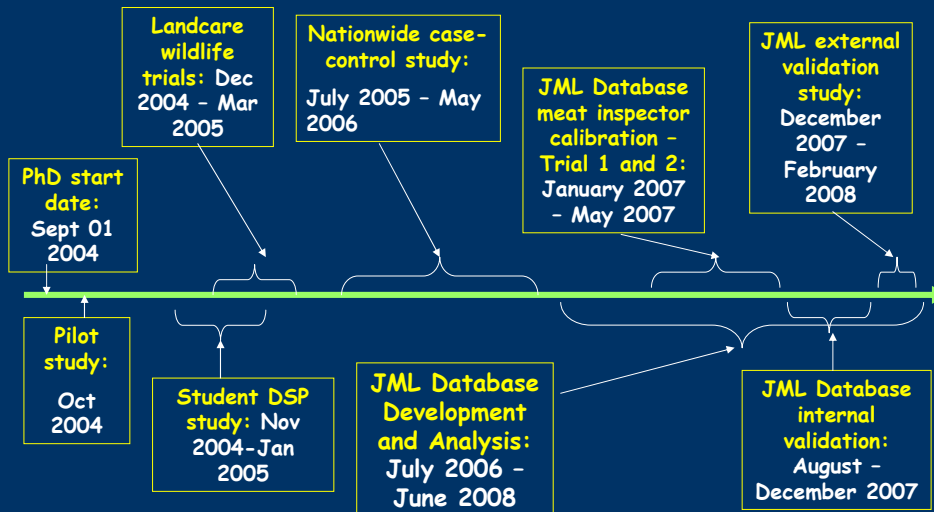
- "Weaner outbreak": 20% mob
- "Mixed-age sporadic"

#### 2. TB test non-specific reactors

#### 3. TB-suspect lesions at slaughter



## PhD: timeline (Sept 2004 - June 2008)



## What do we know now???

- **Pilot study:** *M.ptb* present in deer herds not showing clinical signs of Johne's Disease
- **Study DSP study:** *M.ptb* causing significant level of unnecessary testing for bovine TB in slaughter plants. Structured system necessary to reduce this.
- **Wildlife study:** *M.ptb* present in and shed from wildlife located on NZ deer farms



Te Kōwhiri  
ki Pūrehuroa



Massey  
University

## Nationwide Case-Control Study: AIMS

---

1. **Risk factors** for:
  - a. Infection with *M.paratuberculosis*
  - b. Clinical signs of Johne's Disease
  - c. Non-specific reactors to a TB skin test
2. **Management practices** to control risk factors
3. **Regional differences** of JD infection and disease
4. **General knowledge** of JD in deer



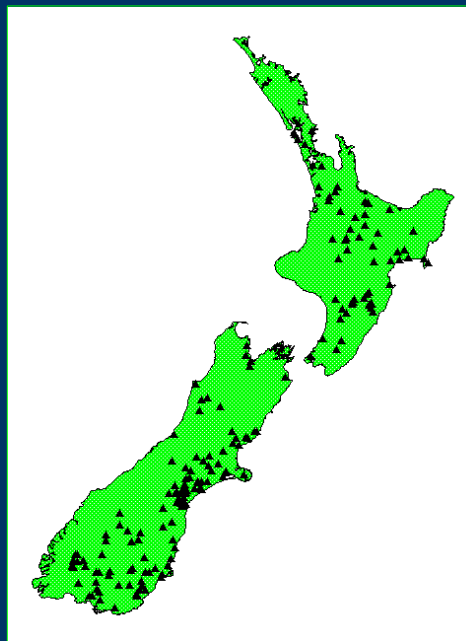
Te Kōwhiri  
ki Pūrehuroa



Massey  
University

## Nationwide Case-control Study

- 174 properties
- Pooled Faecal Culture
- 25-page questionnaire

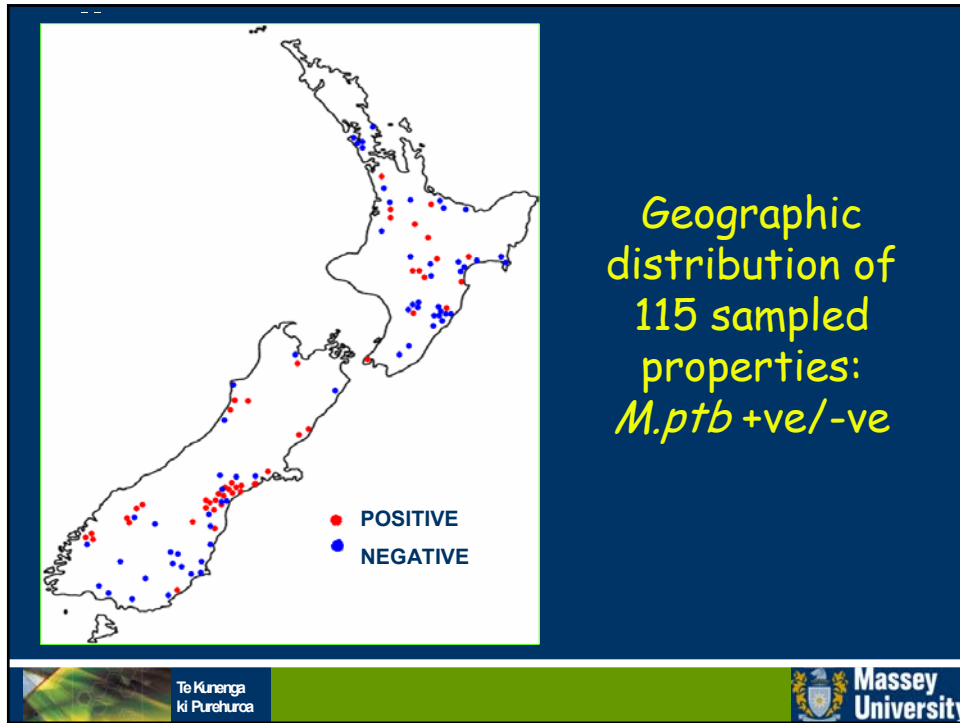


## Nationwide case-control study: Preliminary results

115 farms sampled: status unknown

Clinical status	<i>M.ptb</i> (faecal culture) Herd Status		
	Positive	Negative	TOTAL
Positive	36	8	44 (38%)
Negative	14	57	71 (62%)
<b>TOTAL</b>	<b>50 (43%)</b>	<b>65 (57%)</b>	<b>115 (100%)</b>





## Clinical JD present in weaner mob

- Significant Risk Factors - LESS JD:
- **Sheep** present on deer fenced area in 2005 (parameter includes stocking rates and time spent on-farm in a 365 day year)
- High percentage of the **breeding herd less than 5 years old**
- **Yearling deer** bought as replacements (vs weaners/adults)

## Clinical JD present in weaner mob

- Significant Risk Factors - **MORE JD**:
- **Yearling beef cattle** present on deer fenced area in 2005 (parameter includes stocking rates and time spent on-farm in a 365 day year)
- Presence of **clinical signs of JD in cattle** on-farm in previous 2 years
- **Irrigation**



Te Kūhanga  
ki Pūrehuroa



## What do we know now???

- **Pilot study**: *M.ptb* present in deer herds not showing clinical signs of Johne's Disease
- **Wildlife study**: *M.ptb* present in and shed from wildlife located on NZ deer farms
- **Study DSP study**: *M.ptb* causing significant level of unnecessary testing for bovine TB in slaughter plants. Structured system necessary to reduce this.
- **National case-control study**: Species other than deer significant in presence of clinical signs of JD on-farm

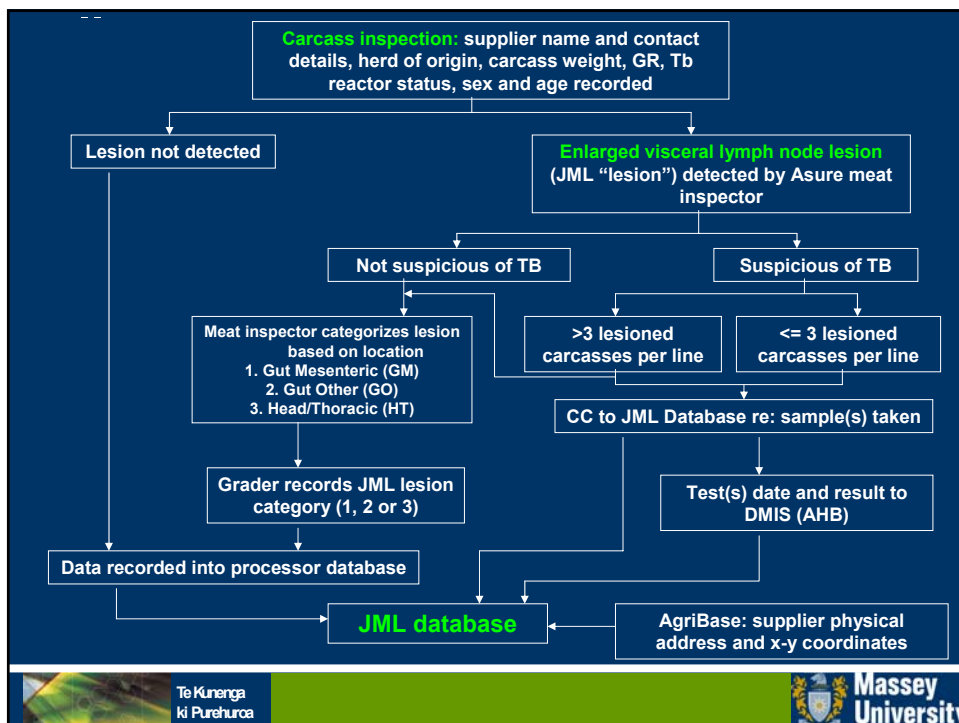


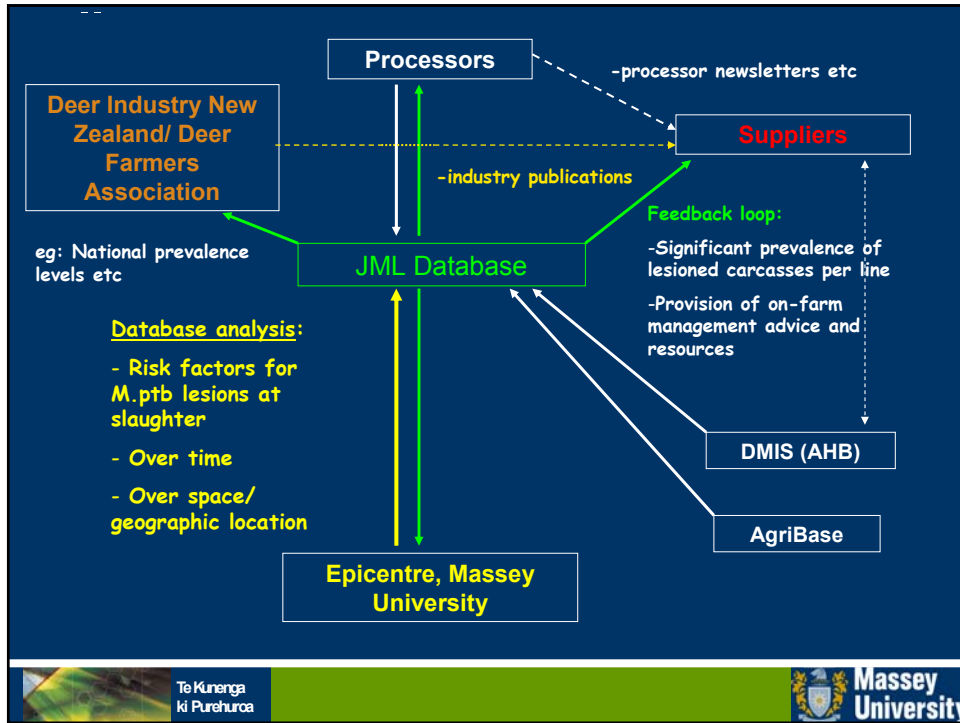
Te Kūhanga  
ki Pūrehuroa



## Primary aim of JML

“To provide data to industry and researchers enabling effective targeting of education and monitoring of Johne's Disease in deer”





## CALIBRATION: Two questions:

54 inspectors across NZ

Sensitivity:

Are inspectors detecting enlarged mesenteric lymph nodes as "JD suspect lesions"?

80.6%

Specificity:

Are inspectors incising non-lesioned mesenteric lymph nodes as "JD suspect lesions"?

61.2%

Te Kōwhiri  
ki Pūrehuroa

Massey University



## What do we know now???

- **Pilot study:** *M.ptb* present in deer herds not showing clinical signs of Johne's Disease
- **Wildlife study:** *M.ptb* present in and shed from wildlife located on NZ deer farms
- **Study DSP study:** *M.ptb* causing significant level of unnecessary testing for bovine TB in slaughter plants. Structured system necessary to reduce this.
- **National case-control study:** Species other than deer significant in presence of clinical signs of JD on-farm
- **Johne's Management Limited:** potential unlimited



Te Kōwhiri  
ki Pūrehurua



## Postgraduate studies/presentations

- **JRG manual/bulletins**
- **Presentations:**
  - International Society of Veterinary Epidemiology and Economics (ISVEE): Cairns, August 2006
  - Focus farm meetings (x2)
  - VetSouth
  - New Zealand Johne's Disease Consortium
  - New Zealand Johne's Disease Science Meetings (x2)
  - Johne's Research Group (JRG) (x5)
  - NZVA (Deer Branch) Conferences:
    - Te Anau (2005) (x3)
    - Wellington (May 2006) (x1)
    - Palmerston North (May 2007) (x2)
  - IVABS presentation (July 2005)



Te Kōwhiri  
ki Pūrehurua

